

## **Vertical Blind Measuring Instructions**

Measuring your windows for VERTICAL blinds is easy. All you need is a METAL tape measure and a pencil. But before you measure you need to decide the following:

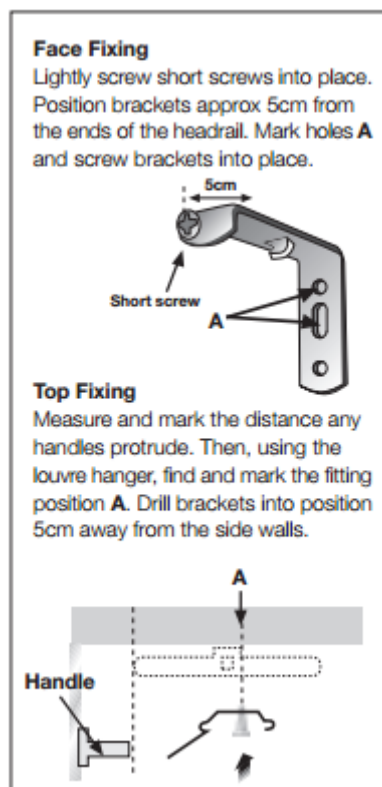
### **1) DESIGN AND COLOUR OF YOUR BLIND**

### **2) LOUVRE WIDTH**

- Louvres come in 2 widths 89mm (3 ½") and 127mm (5"). Generally speaking, 89mm louvres are used for domestic installations and 127mm louvres for offices.

### **3) FIXING METHOD**

- FACE FIX is when the headrail bracket is fixed to the wall outside the window or to the window frame itself. If you have handles or other obstructions we recommend top fix.
- TOP FIX is when the headrail bracket is screwed to the underside of the lintel inside the recess.



### **4) STACK POSITION**

- Left Stack – blind gathers the louvres to the left
- Right Stack – blind gathers the louvres to the right
- Split Stack – blind gathers the louvres equally to each side when drawn, consider this for wider windows

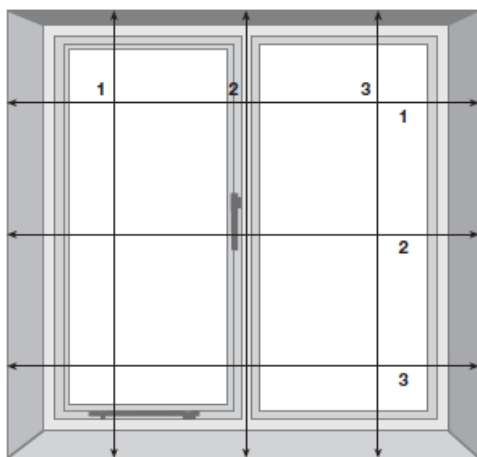
### **5) CONTROL SIDE**

- Left hand controls
- Right hand controls

### **6) RECESS OR EXACT MEASUREMENT**

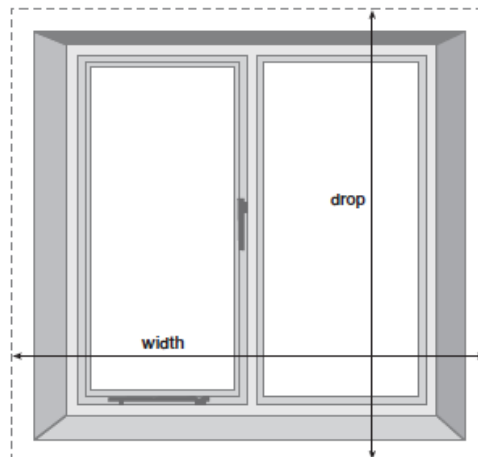
- This is the type of measurement you will supply us with
  - RECESS MEASUREMENT – you supply dimensions of the window recess, we will deduct clearance from the sizes you give.
  - EXACT MEASUREMENT – we will supply blinds to the measurements you give

**HOW TO MEASURE – *remember use a steel tape for accuracy!***



**Recess**

**For blinds to hang inside the window recess:**  
 Measure the drop by taking the measurement from the top of the recess to the window sill, in three places as shown. Measure the width of the window recess from wall to wall, in three places as shown. Take the smallest measurement. We will make all adjustments to ensure your blinds fit perfectly.



**Exact**

**For blinds to hang outside the window recess:**  
 Measure the exact area you would like the blind to cover as shown.

		example	Blind 1	Blind 2	Blind 3	Blind 4	Blind 5
Design		Aston					
Colour		Beige					
Louvre Width		89mm					
Fixing Method		Top Fix					
Stack Position		Left					
Control Side		Right					
Recess or Exact		Recess					
	Width 1	<b>151</b>					
	Width 2	151					
	Width 3	150					
	Drop 1	113					
	Drop 2	<b>112</b>					
	Drop 3	113					

If you are ordering blinds for a bay window please refer to the separate measurement guide.

If you require any further assistance, please feel free to email us at [enquiries@windowfashiondirect.co.uk](mailto:enquiries@windowfashiondirect.co.uk) or telephone us on 01623 636596